

RCCB, 2-pole, type A, In: 16 A, 30 mA, Un AC: 24-125V



Model	
Product brand name	SENTRON
Product designation	RCCB
Design of the product	Instantaneous
Product variations	Un AC: 24-125 V
General technical data	
Number of poles	2
Size of installation devices / acc. to DIN 43880	1
Protection against electrical shock	Finger and back-of-hand safe
Short-circuit current rating	10 kA
circuit-breaker / Design	5SV3
Mechanical service life (switching cycles) / typical	10 000
Switching function / short-term delayed	No
Overvoltage category	III
Supply voltage	
Supply voltage	
<ul style="list-style-type: none"> at AC / rated value 	125 V
<ul style="list-style-type: none"> for testing equipment / minimum 	24 V

Supply voltage frequency	
• rated value	50 Hz
Protection class	
Protection class IP	IP20, if the distribution board is installed, with connected conductors
Switching capacity	
Switching capacity current / according to IEC 61008-1 / rated value	0.5 kA
Dissipation	
Power loss [W]	0.4 W
• for rated value of the current / at AC / in hot operating state / per pole	
Electricity	
Tripping residual current / rated value	30 mA
rated current I_n / IEC, DIN/VDE / at 40 Cel	16 A
Type of fault current	A
Current / at AC / rated value	16 A
I²t-value / permissible	15 620 A ² ·s
Surge current resistance / rated value	1 kA
Product details	
Product feature / silicon-free	Yes
Product extension / can be installed / supplementary devices	Yes
Number	
Number of test cycles / for environmental testing / acc. to IEC 60068-2-30	28
Connections	
Connectable conductor cross-section / stranded	
• minimum	0.75 mm ²
• maximum	35 mm ²
Connectable conductor cross-section / solid	
• minimum	0.75 mm ²
• maximum	35 mm ²
Tightening torque / with screw-type terminals	
• minimum	2.5 N·m
• maximum	3 N·m
Position / of power supply cord	top or bottom
Mechanical Design	
Height	90 mm
Width	36 mm

Depth	70 mm
Mounting position	any
Installation depth	70 mm
Number of width units	2
Mounting type	DIN rail (REG)

Environmental conditions

Ambient temperature

- minimum -25 °C
- maximum 45 °C
- during storage / minimum permissible -40 °C
- during storage / maximum permissible 75 °C

Certificates

Equipment marking

- acc. to DIN EN 61346-2 F
- acc. to DIN EN 81346-2 F

General Product Approval

[Miscellaneous](#)

Declaration of Conformity



Further information

Information- and Downloadcenter (Catalogs, Brochures,...)

<http://www.siemens.com/lowvoltage/catalogs>

Industry Mall (Online ordering system)

<https://mall.industry.siemens.com/mall/en/en/Catalog/product?mlfb=5SV3311-6KK13>

Service&Support (Manuals, Certificates, Characteristics, FAQs,...)

<https://support.industry.siemens.com/cs/ww/en/ps/5SV3311-6KK13>

Image database (product images, 2D dimension drawings, 3D models, device circuit diagrams, ...)

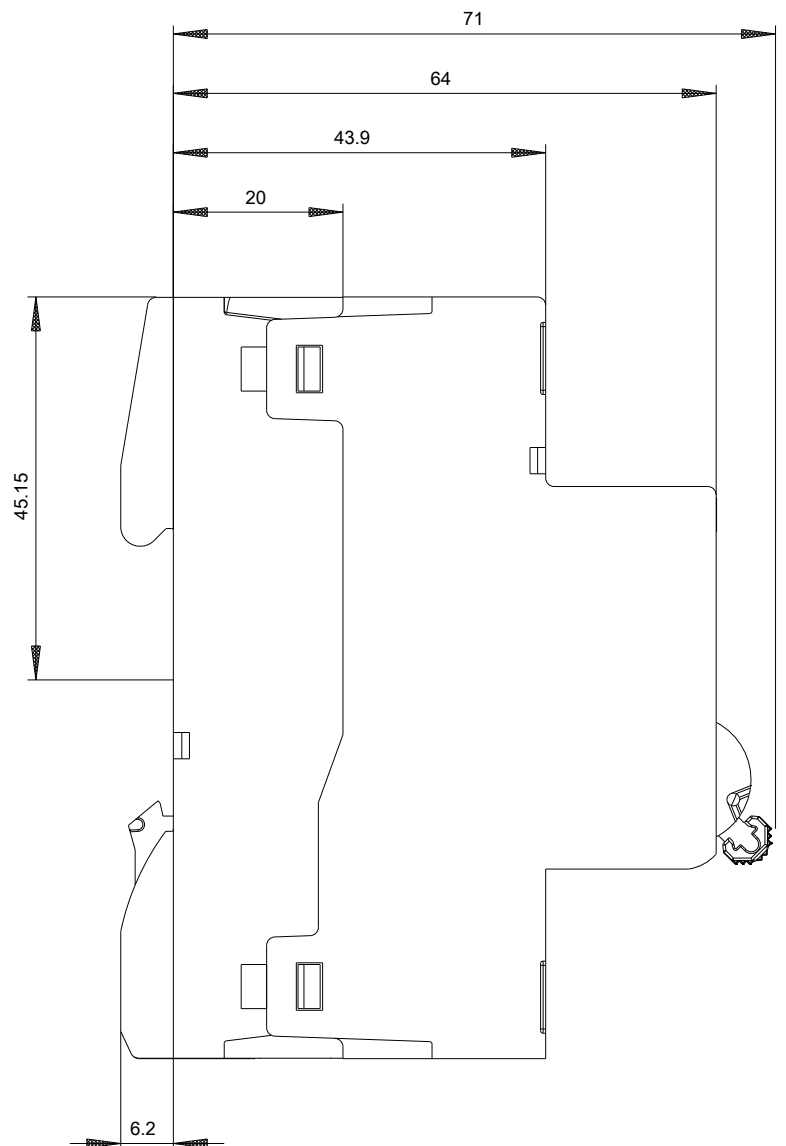
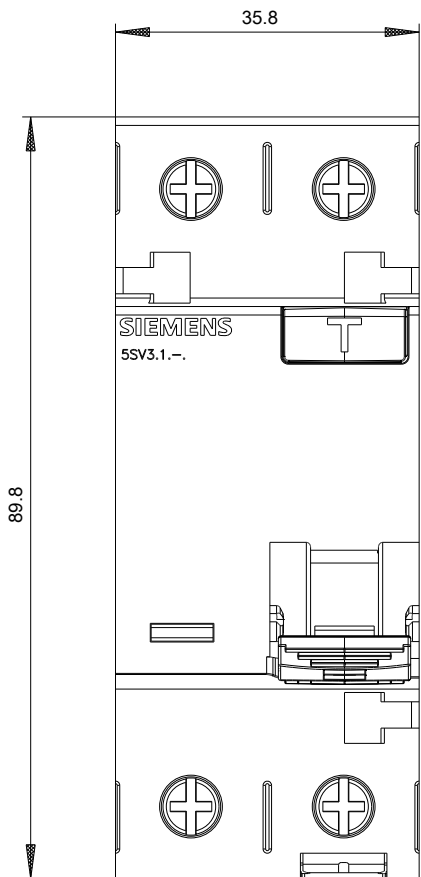
http://www.automation.siemens.com/bilddb/cax_en.aspx?mlfb=5SV3311-6KK13

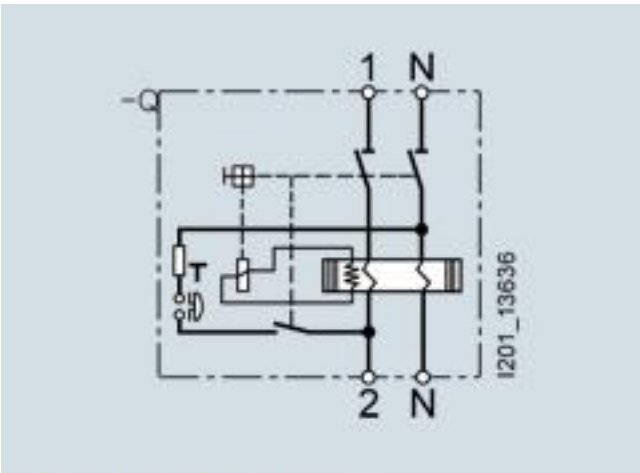
CAX-Online-Generator

<http://www.siemens.com/cax>

Tender specifications

<http://www.siemens.com/specifications>





Internal circuit diagram IEC